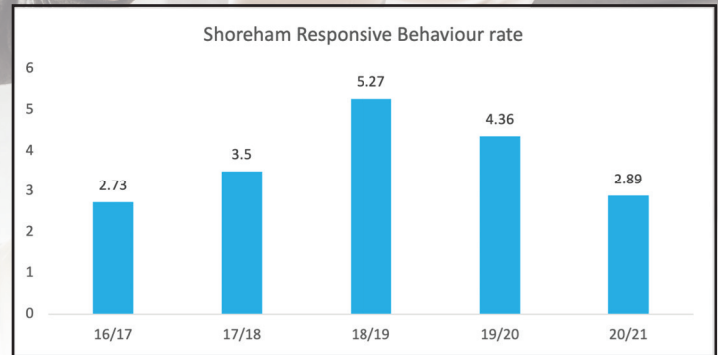


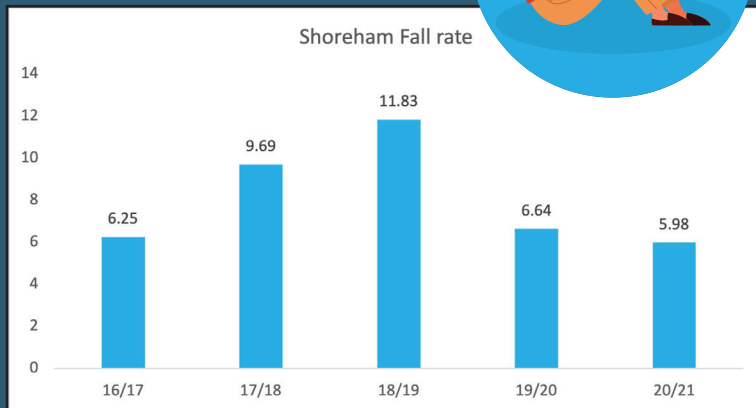

## RESIDENT INCIDENT RATES (Responsive Behaviours, Falls, and Medication errors)

The rate for responsive behaviours over the last 5 years in LTC was

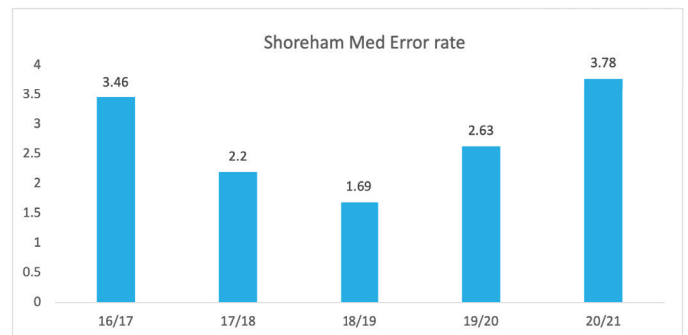
**3.75**  
responsive behaviours  
**1000**  
bed days



The rate for falls over the last 5 years in LTC was 8.1 falls/1000 bed days.



The rate for med errors over the last 5 years in LTC was 2.8 med errors/1000 bed days.



Monitoring types of incidents demonstrates priorities for focus. Root cause analysis and a subsequent corrective action plan, if required, can significantly reduce the risk of injury resulting from repeat occurrences, or in the case of a near miss situation, can prevent a potential future incident from occurring.