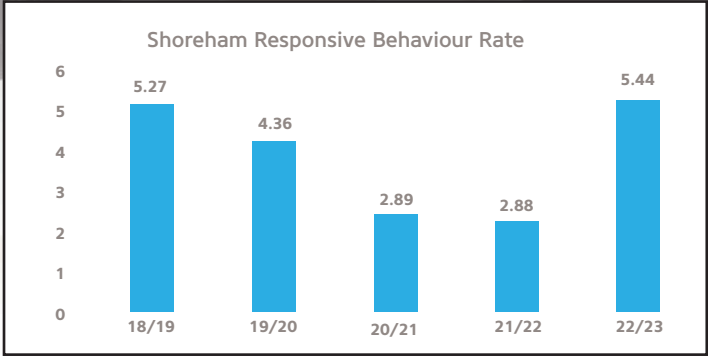


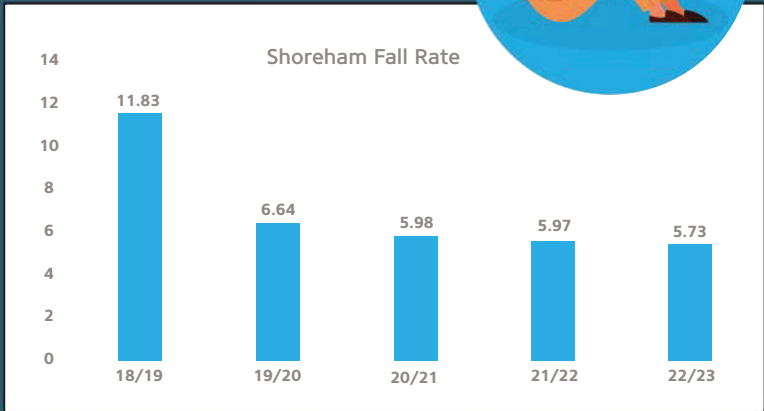
RESIDENT INCIDENT RATES (Responsive Behaviours, Falls, and Medication errors)

The rate for responsive behaviours over the last fiscal year was

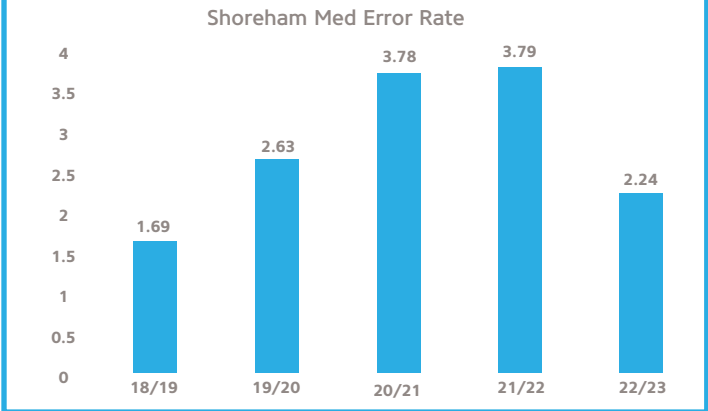
5.44
responsive behaviours
1000
bed days



The rate for falls over the fiscal year was 5.73 falls/1000 bed days.



The rate for med errors over the last fiscal year was 2.24 med errors/1000 bed days.



Monitoring types of incidents demonstrates priorities for focus. Root cause analysis and a subsequent corrective action plan, if required, can significantly reduce the risk of injury resulting from repeat occurrences, or in the case of a near miss situation, can prevent a potential future incident from occurring.