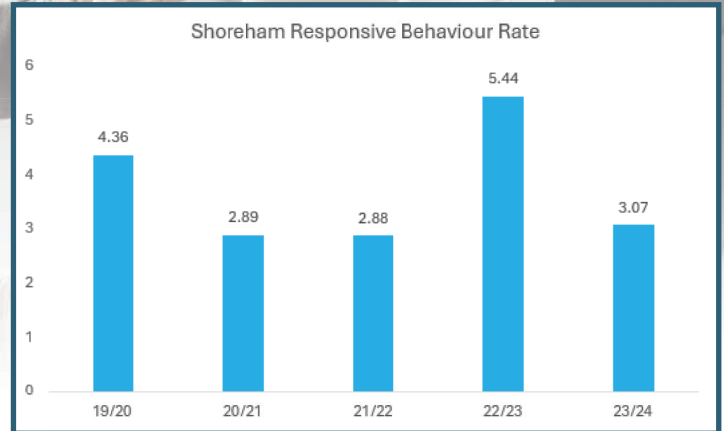


RESIDENT INCIDENT RATES (Responsive Behaviours, Falls, and Medication errors)

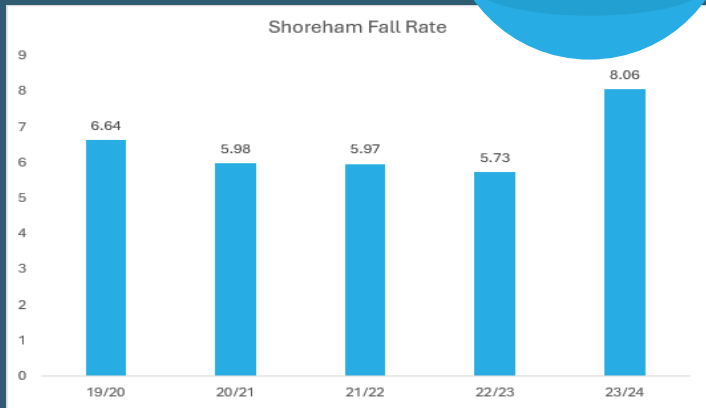

The average rate for responsive behaviours for this fiscal year was

3.07
responsive behaviours

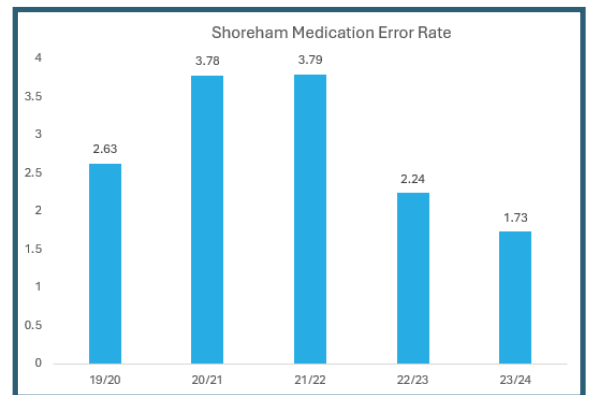
1000
bed days



The average rate for falls this fiscal year was 8.06 falls/1000 bed days.



The average rate for medication errors this fiscal year was 1.73 med errors/1000 bed days.



Monitoring types of incidents demonstrates priorities for focus. Root cause analysis and a subsequent corrective action plan, if required, can significantly reduce the risk of injury resulting from repeat occurrences, or in the case of a near miss situation, can prevent a potential future incident from occurring.